Twistloc®

PUSH-FIT PLUMBING SYSTEM

2020
PRICE
LIST

THE VISIBLE CONNECTION

Twistloc®

TWISTLOC IS THE SMART SOLUTION

Our Twistloc plumbing fittings are suitable for a wide range of plumbing and heating installations offering ease of use, reliability and reduced installation time.

The one step, fully demountable and reusable push-fit plumbing system is WRAS and Kitemark approved. It combines both push-fit and twist locking technology to guarantee leak-free joints. You don't even need any tools—Twistloc works through easy finger tip release.

Not only is Twistloc lighter, more durable and easier to install, it also provides greater burst resistance than copper. Various tests prove that Twistloc products are resistant to both temperature and pressures even beyond normal operation ranges.

Installation of Twistloc is safe, quick and guaranteed for 50 years—making it a better option for you and your customers. Our 50 year no quibble warranty, applies across our standard Twistloc fittings range from the date of delivery.

THE VISIBLE CONNECTION—INNOVATIVE, SAFE & UNIQUE TO TWISTLOC

The visible connection means that once the highly visible green band can no longer be seen, you'll have absolute certainty that the joint is properly connected. Complete reassurance and peace of mind: no mistake, no leaks and no hassle.

The visible connection is unique to the Twistloc range and patented by us. Not only does this make installation easier and safer, it's also totally straightforward and simple to understand.

10 REASONS TO TRUST TWISTLOC

- ◊ WRAS approved pipe and fittings
- ◊ Kitemark approved
- ◊ Visible connections—green bands to indicate secure connection
- ◊ Combustion resistant
- ◊ Lead free
- ◊ Excellent thermal stability
- ◊ Removable and reusable without damage to fittings
- ◊ No tools required
- ◊ 50 year warranty
- ◊ Full batch traceability

SUITABLE FOR THE USE ON THE FOLLOWING PIPES

- ☑ Copper
- ☑ Pex
- ☑ Pb
- ☑ PE-RT
- ☑ cPVC

KM648318

WRAS APPROVED PRODUCT

NSF

UPC®

ASTM INTERNATIONAL Standards Worldwide

ANSI American National Standards Institute

Twistloc® HOW TO INSTALL

CUT

Use only purpose designed pipe cutters and cut the pipe squarely. Ensure the pipe and fitting are both free from burrs and scratches and they are kept free from dirt or debris.

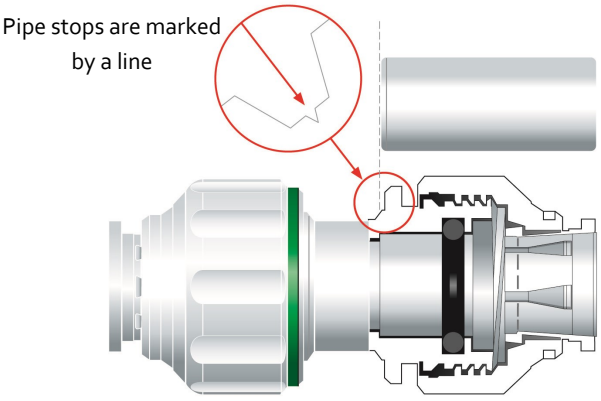

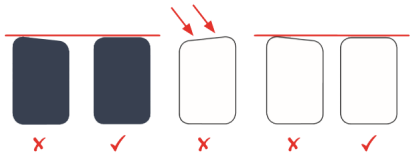

When cutting pipe, ensure that the ends are cut square and are free of burrs.

LOCK

Ensure the pipe is pushed into the fitting fully past both the collet (gripper) and the O-Ring, and is engaged properly. Twist the screw cap until the green coloured ring is no longer visible; this confirms a proper, secure fit and locks the pipe into position. It also increases pressure on the O-Ring seal around the pipe for greater security.

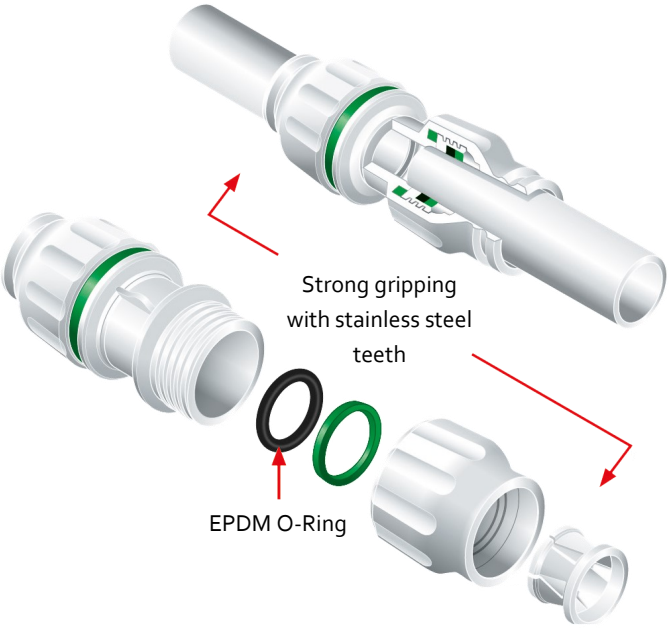

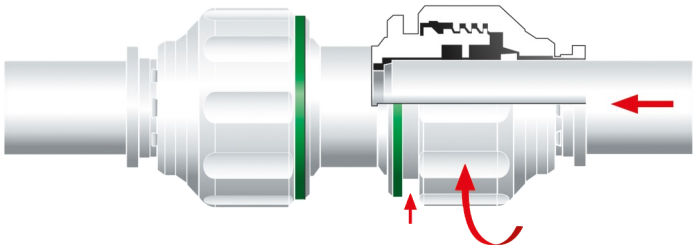

CHECK

Pull to check connection is secure. We recommend pressure testing the system before use. A pipe insert should be used to act as an internal support.

Ensure there are no scratches, gouges or any other form of damage to the circumference of the pipe.

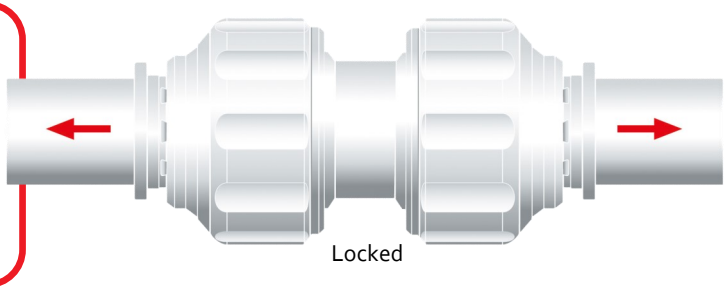

SEPARATE

Before attempting to disconnect any fitting, make sure that the system is de-pressurised. Unlock the fitting by twisting until the green ring is fully visible. Press collets squarely against the face of the fitting, with collects depressed, pull on the pipe to remove it from the fitting.

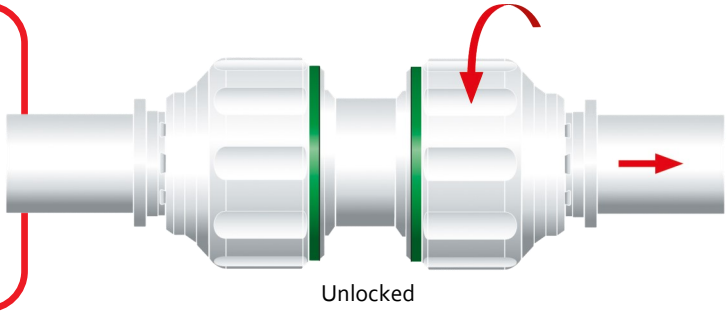

Twistloc® WHITE PLUMBING FITTINGS

EQUAL UNION CONNECTOR

Part No.	Size mm	List Price	Bag Qty
TUC1010M	10 x 10	£2.67	10
TUC1515M	15 x 15	£1.98	10
TUC2222M	22 x 22	£3.12	5
TUC2828M	28 x 28	£7.87	3

REDUCING UNION CONNECTOR

Part No.	Size mm	List Price	Bag Qty
TUC1510M	15 x 10	£4.65	10
TUC2215M	22 x 15	£5.51	10

EQUAL ELBOW UNION

Part No.	Size mm	List Price	Bag Qty
TEU1010M	10 x 10	£3.30	10
TEU1515M	15 x 15	£2.36	10
TEU2222M	22 x 22	£3.76	5
TEU2828M	28 x 28	£9.20	3

REDUCING ELBOW

Part No.	Size mm	List Price	Bag Qty
TEU1510M	15 x 10	£5.51	10
TEU2215M	22 x 15	£5.51	10

TUBE ELBOW UNION

Part No.	Size mm	List Price	Bag Qty
TTEU1010M	10 x 10	£4.10	10
TTEU1015M	10 x 15	£4.36	10
TTEU1515M	15 x 15	£4.61	10
TTEU2222M	22 x 22	£6.99	5

135° STEM ELBOW

Part No.	Size mm	List Price	Bag Qty
TATEU1515M	15 x 15	£4.61	10
TATEU2222M	22 x 22	£6.99	5

EQUAL TEE UNION

Part No.	Size mm	List Price	Bag Qty
TTU101010M	10 x 10 x 10	£3.79	10
TTU151515M	15 x 15 x 15	£3.41	5
TTU222222M	22 x 22 x 22	£5.06	3
TTU282828M	28 x 28 x 28	£13.00	2

REDUCING TEE UNION



Part No.	Size mm	List Price	Bag Qty
TTU151010M	15 x 10 x 10	£5.70	5
TTU151510M	15 x 15 x 10	£5.13	5
TTU151522M	15 x 15 x 22	£5.70	3
TTU222210M	22 x 22 x 10	£5.70	3
TTU221522M	22 x 15 x 22	£5.70	3
TTU222215M	22 x 22 x 15	£5.70	3
TTU221515M	22 x 15 x 15	£5.70	3
TTU282810M	28 x 28 x 10	£14.32	2
TTU282815M	28 x 28 x 15	£14.32	2
TTU282822M	28 x 28 x 22	£14.32	2
TTU282222M	28 x 22 x 22	£14.32	2
TTU282228M	28 x 22 x 28	£14.32	2

STEM REDUCER

Part No.	Size mm	List Price	Bag Qty
TRD1510M	10 tube x 15 stem	£2.28	10
TRD2215M	15 tube x 22 stem	£2.98	10
TRD2815M	15 tube x 28 stem	£6.14	3
TRD2822M	22 tube x 28 stem	£6.67	3

TUBE END STOP

Part No.	Size mm	List Price	Bag Qty
TTES10M	10	£2.60	10
TTES15M	15	£2.67	10
TTES22M	22	£3.24	5
TTES28M	28	£4.97	5

MALE ELBOW BSPT THREAD

Part No.	Size mm	List Price	Bag Qty
TME1507M	15 x 1/2" BSPT	£4.95	10

FEMALE ADAPTER BSP THREAD

Part No.	Size mm	List Price	Bag Qty
TFAB1507M	15 x 1/2" BSP	£4.75	10
TFAB1509M	15 x 3/4" BSP	£4.85	10
TFAB2209M	22 x 3/4" BSP	£6.89	5
TFAB2811M	28 x 1" BSP	£8.48	3

MALE CONNECTOR BSPT THREAD

Part No.	Size mm	List Price	Bag Qty
TMCBT1507M	15 x 1/2" BSPT	£4.75	10

SWIVEL UNION CONNECTOR (PLASTIC NUT)

Part No.	Size mm	List Price	Bag Qty
TSUC1007M	10 x 1/2" BSPP	£3.75	10
TSUC1507M	15 x 1/2" BSPP	£2.18	10
TSUC1509M	15 x 3/4" BSPP	£4.76	10
TSUC2209M	22 x 3/4" BSPP	£3.28	5

SWIVEL UNION CONNECTOR (BRASS NUT)

Part No.	Size mm	List Price	Bag Qty
TSFCB1007M	10 x 1/2" BSPP	£4.88	10
TSFCB1507M	15 x 1/2" BSPP	£3.87	10
TSFCB1509M	15 x 3/4" BSPP	£4.61	10
TSFCB2209M	22 x 3/4" BSPP	£5.07	5

SWIVEL ELBOW UNION (PLASTIC NUT)

Part No.	Size mm	List Price	Bag Qty
TSEU1007M	10 x 1/2" BSPP	£4.42	10
TSEU1507M	15 x 1/2" BSPP	£3.72	10
TSEU1509M	15 x 3/4" BSPP	£4.81	10

SWIVEL ELBOW UNION (BRASS NUT)

Part No.	Size mm	List Price	Bag Qty
TEFCB1007M	10 x 1/2" BSPP	£5.35	10
TEFCB1507M	15 x 1/2" BSPP	£4.90	10
TEFCB1509M	15 x 3/4" BSPP	£5.60	10

WING BACK ELBOW

Part No.	Size mm	List Price	Bag Qty
TWBE1507M	15 x 1/2" BSPP	£5.07	5

SLIP CONNECTOR

Part No.	Size mm	List Price	Bag Qty
TSC1515M	15	£15.26	2
TSC2222M	22	£19.83	2

STOP COCK (THROTTLE HAND VALVE)

Part No.	Size mm	List Price	Bag Qty
TTHC1515M	15	£9.52	5
TTHC2222M	22	£14.45	5

FOUR WAY CONNECTOR

Part No.	Size mm	List Price	Bag Qty
TFWC2210M	22 x 10	£11.80	1

TWO PORT MANIFOLD

Part No.	Size mm	List Price	Bag Qty
TTPM2210M	22 x 10	£7.11	1
TTPM2215M	22 x 15	£7.41	1

FOUR PORT MANIFOLD

Part No.	Size mm	List Price	Bag Qty
TFPM2210M	22 x 10	£9.95	1

Our Twistloc fittings are suitable for a wide range of plumbing and heating installations offering ease of use, reliability and reduced installation time.

Twistloc® PLUMBING FITTINGS & VALVES

TANK CONNECTOR

Part No.	Size mm	List Price	Bag Qty
TTC15M	15	£3.33	1
TTC22M	22	£4.26	1
TTC28M	28	£16.36	1

HAND VALVE UNION CONNECTOR

Part No.	Size mm	List Price	Bag Qty
THUC1515M	15	£9.12	1
THUC2222M	22	£14.60	1

DOUBLE CHECK VALVE

Part No.	Size mm	List Price	Bag Qty
TDCHV1515M	15	£14.09	1

HAND SERVICE VALVE

Part No.	Size mm	List Price	Bag Qty
THSV1515M	15	£7.66	1

HAND SERVICE VALVE - GREY

Part No.	Size mm	List Price	Bag Qty
THSV1515M-G	15	£7.66	1

APPLIANCE TAP

Part No.	Size mm	List Price	Bag Qty
THVMCB1509M	15 X 3/4" BSP	£6.54	1

APPLIANCE TAP TEE

Part No.	Size mm	List Price	Bag Qty
THVTU1509M	15 x 3/4"	£9.86	1

ANGLED SERVICE VALVE (BRASS NUT)

Part No.	Size "	List Price	Bag Qty
TASV060604B	3/8 x 3/8 x 1/4	£12.24	1
TASV060606B	3/8 x 3/8 x 3/8	£12.24	1
TASV070704B	1/2 x 1/2 x 1/4	£12.24	1
TASV070706B	1/2 x 1/2 x 3/8	£12.24	1

ANGLED SERVICE TAP VALVE

Part No.	Size mm	List Price	Bag Qty
TASV15M07	15 x 1/2"	£12.16	1

SERVICE TAP VALVE

Part No.	Size mm	List Price	Bag Qty
TSV15M07	15 x 1/2"	£12.16	1

SLIP TEE VALVE

Part No.	Size mm	List Price	Bag Qty
TSTV1515M04	15 x 15 x 1/4"	£13.13	1
TSTV1515M06	15 x 15 x 3/8"	£13.47	1

BRASS BALL VALVE

Part No.	Size mm	List Price	Bag Qty
TBV1515MB	15	£20.78	1
TBV2222MB	22	£41.50	1

ISOLATING VALVE

Part No.	Size mm	List Price	Bag Qty
TIV1515M	15	£16.19	1

Please note these fittings are not suitable for use on central heating systems.
Hot and cold water use only, 65°C maximum.

Twistloc® GREY PLUMBING FITTINGS

EQUAL UNION CONNECTOR

Part No.	Size mm	List Price	Bag Qty
TUC1010M-G	10 x 10	£2.67	10
TUC1515M-G	15 x 15	£1.98	10
TUC2222M-G	22 x 22	£3.12	5
TUC2828M-G	28 x 28	£7.87	3

REDUCING UNION CONNECTOR

Part No.	Size mm	List Price	Bag Qty
TUC1510M-G	15 x 10	£4.65	10
TUC2215M-G	22 x 15	£5.51	10

EQUAL ELBOW UNION

Part No.	Size mm	List Price	Bag Qty
TEU1010M-G	10 x 10	£3.30	10
TEU1515M-G	15 x 15	£2.36	10
TEU2222M-G	22 x 22	£3.76	5
TEU2828M-G	28 x 28	£9.20	3

REDUCING ELBOW

Part No.	Size mm	List Price	Bag Qty
TEU1510M-G	15 x 10	£5.51	10
TEU2215M-G	22 x 15	£5.51	10

TUBE ELBOW UNION

Part No.	Size mm	List Price	Bag Qty
TTEU1010M-G	10 x 10	£4.10	10
TTEU1015M-G	10 x 15	£4.36	10
TTEU1515M-G	15 x 15	£4.61	10
TTEU2222M-G	22 x 22	£6.99	5

TUBE END STOP

Part No.	Size mm	List Price	Bag Qty
TTES10M-G	10	£2.60	10
TTES15M-G	15	£2.67	10
TTES22M-G	22	£3.24	5

EQUAL TEE UNION

Part No.	Size mm	List Price	Bag Qty
TTU101010M-G	10 x 10 x 10	£3.79	10
TTU151515M-G	15 x 15 x 15	£3.41	5
TTU222222M-G	22 x 22 x 22	£5.06	3
TTU282828M-G	28 x 28 x 28	£13.00	2

REDUCING TEE UNION

Part No.	Size mm	List Price	Bag Qty
TTU151010M-G	15 x 10 x 10	£5.70	5
TTU151510M-G	15 x 15 x 10	£5.13	5
TTU151522M-G	15 x 15 x 22	£5.70	3
TTU222210M-G	22 x 22 x 10	£5.70	3
TTU221522M-G	22 x 15 x 22	£5.70	3
TTU222215M-G	22 x 22 x 15	£5.70	3
TTU221515M-G	22 x 15 x 15	£5.70	3
TTU282810M-G	28 x 28 x 10	£14.32	2
TTU282815M-G	28 x 28 x 15	£14.32	2
TTU282822M-G	28 x 28 x 22	£14.32	2
TTU282222M-G	28 x 22 x 22	£14.32	2
TTU282228M-G	28 x 22 x 28	£14.32	2

STEM REDUCER

Part No.	Size mm	List Price	Bag Qty
TRD1510M-G	10 tube x 15 stem	£2.28	10
TRD2215M-G	15 tube x 22 stem	£2.98	10
TRD2815M-G	15 tube x 28 stem	£6.14	3
TRD2822M-G	22 tube x 28 stem	£6.67	3

For further Twistloc product information please visit:
www.twistloc.co.uk

T: +44(0)1623 836814 E: sales@twistloc.co.uk

Twistloc® BRASS FITTINGS

BRASS FEMALE ADAPTER

Part No.	Size mm	List Price	Bag Qty
TFAB1507MB	15 x 1/2" BSP	£9.16	10
TFAB2209MB	22 x 3/4" BSP	£13.49	5

BRASS MALE STEM ADAPTER

Part No.	Size mm	List Price	Bag Qty
TMSAB1507MB	15 x 1/2" BSP	£7.44	10
TMSAB2209MB	22 x 3/4" BSP	£11.50	5

BRASS MALE CONNECTOR

Part No.	Size mm	List Price	Bag Qty
TMCB1507MB	15 x 1/2" BSP	£7.53	10
TMCB2209MB	22 x 3/4" BSP	£12.70	5

BRASS BACK PLATE ELBOW

Part No.	Size mm	List Price	Bag Qty
TBPE1507MB	15 x 1/2" BSP	£13.58	10
TBPE2209MB	22 x 3/4" BSP	£17.82	5

BRASS FEMALE STEM ADAPTER

Part No.	Size mm	List Price	Bag Qty
TFSAB1507MB	15 x 1/2" BSP	£8.44	10
TFSAB2209MB	22 x 3/4" BSP	£11.94	5

BRASS MALE CYLINDER ADAPTER

Part No.	Size mm	List Price	Bag Qty
TMCCB2211MB	22 x 1" BSP	£18.97	5

Twistloc® FLEXI HOSES

PUSHFIT X PUSHFIT BRAIDED FLEXI HOSE

Part No.	Size mm	List Price	Bag Qty
FXH1515M-300	15 x 15—300	£8.73	1
FXH1515M-500	15 x 15—500	£12.84	1
FXH2222M-300	22 x 22—300	£10.71	1
FXH2222M-500	22 x 22—500	£14.60	1

PUSHFIT X NUT BRAIDED FLEXI HOSE (BSPP THREAD)

Part No.	Size mm	List Price	Bag Qty
FXH15M07-300	15 x 1/2"—300	£7.06	1
FXH15M07-500	15 x 1/2"—500	£10.21	1
FXH15M09-300	15 x 3/4"—300	£8.91	1
FXH22M09-300	22 x 3/4"—300	£9.69	1

PUSHFIT VALVED X NUT BRAIDED FLEXI HOSE (BSPP THREAD)

Part No.	Size mm	List Price	Bag Qty
FXHV15M07-300	15 x 1/2"—300	£13.42	1
FXHV22M09-300	22 x 3/4"—300	£20.01	1

All our Flexi Hoses are WRAS approved for hot and cold water up to 65°C

Other length sizes are available.

Twistloc® PIPE

PEX PIPE (COILS)

Part No.	Size mm	List Price	Bag Qty
PEX10M-50	10 x 50m coil	£87.69	1
PEX10M-100	10 x 100m coil	£175.35	1
PEX15M-25	15 x 25m coil	£50.67	1
PEX15M-50	15 x 50m coil	£101.30	1
PEX15M-100	15 x 100m coil	£202.61	1
PEX22M-25	22 x 25m coil	£99.36	1
PEX22M-50	22 x 50m coil	£198.71	1
PEX28M-25	28 x 25m coil	£136.38	1
PEX28M-50	28 x 50m coil	£272.75	1

PEX PIPE (LENGTHS)

Part No.	Size mm	List Price	Bag Qty
PEX15M-3	15 x 3m	£121.55	20
PEX22M-3	22 x 3m	£238.45	20
PEX28M-3	28 x 3m	£163.65	10

PB PIPE - WHITE

Part No.	Size mm	List Price	Bag Qty
PB10M-25	10 x 25m coil	£56.83	1
PB10M-50	10 x 50m coil	£103.34	1
PB10M-100	10 x 100m coil	£206.18	1
PB15M-25	15 x 25m coil	£59.57	1
PB15M-50	15 x 50m coil	£119.14	1
PB15M-100	15 x 100m coil	£238.33	1
PB22M-25	22 x 25m coil	£113.50	1
PB22M-50	22 x 50m coil	£226.96	1
PB15M-3	15 x 3m	£143.00	20
PB22M-3	22 x 3m	£272.40	20

PB PIPE - GREY

Part No.	Size mm	List Price	Bag Qty
PB10M-25-G	10 x 25m coil	£56.83	1
PB10M-50-G	10 x 50m coil	£103.34	1
PB15M-25-G	15 x 25m coil	£59.57	1
PB15M-50-G	15 x 50m coil	£119.14	1
PB15M-100-G	15 x 100m coil	£238.33	1
PB22M-25-G	22 x 25m coil	£113.50	1
PB22M-50-G	22 x 50m coil	£226.96	1
PB15M-3-G	15 x 3m	£143.00	20
PB22M-3-G	22 x 3m	£272.40	20

PIPE CUTTER

Part No.	Size mm	List Price	Bag Qty
TPC	Up to 25mm	£33.86	1

PIPE INSERTS

Part No.	Size mm	List Price	Bag Qty
STS10M	10	£0.38	10
STS15M	15	£0.38	10
STS22M	22	£0.46	10
STS28M	28	£0.72	10

FLOW BEND CLIP

Part No.	Size mm	List Price	Bag Qty
TFBC15M	15	£3.33	10
TFBC22M	22	£4.17	10

COLLET

Part No.	Size mm	List Price	Bag Qty
TCL10M	10	£0.71	10
TCL15M	15	£0.76	10
TCL22M	22	£0.88	10
TCL28M	28	£1.03	10

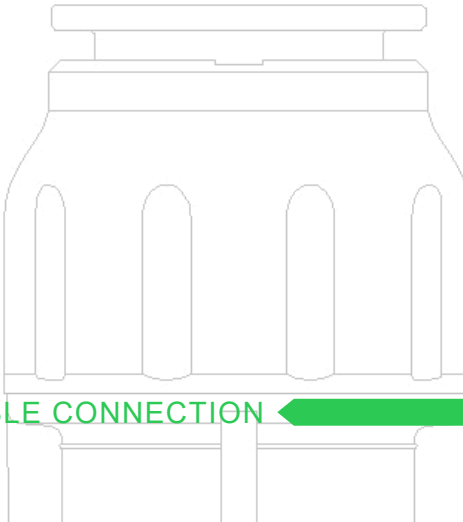

PIPE CUTTING

Pipe stops/insertion depths are located at the following distances for the fitting end.

Twistloc Black Products

Size	Pipe Stop Depth
15mm	29.3mm
22mm	34.3mm
28mm	38.5mm

Twistloc White Products

Size	Pipe Stop Depth
10mm	22mm
15mm	33mm (Union Connector is 39mm)
22mm	36mm
28mm	42mm

All Twistloc fittings will be delivered in the unlocked position. This is evident by the green ring located between the screw cap and the body being visible. Ensure that all pipe and fittings are free from scores, scratch marks and kept free from dirt and debris prior to installation.

CONNECTING TO COPPER PIPE

- Twistloc fittings are designed for use on metric copper pipe which conforms to BS EN 1057-R520.
- When installing with copper pipe, cut with an appropriate pipe cutter designed for the use with copper pipe
- Pipe ends should be inspected carefully and remove all burrs or swarf.
- Push the pipe firmly into the fitting until the pipe passes both the collet (gripper) and the O-ring and is engaged properly.
- Twist the screw cap until the green coloured ring is no longer visible. This locks the collet in place and at the same time increases the pressure on the O-ring seal around the pipe for greater security.

CONNECTING TO A COMPRESSION FITTING

Compression fittings which comply with BS EN 1254 are suitable for use with Twistloc pipe

- Using the Twistloc pipe cutters cut the pipe squarely and insert the Twistloc pipe insert.
- If required apply PTFE Tape to the pipe.
- Fully insert the pipe into the fitting.
- Tighten the compression nut. Do not over tighten as this can compress the pipe too much.
- Oil based jointing compounds are not suitable for use with the Twistloc pipe.
- A Twistloc pipe insert must always be used with Twistloc pipe.
- Copper olives should be used rather than brass.
- After tightening, Twistloc pipe will not rotate in a compression fitting.

CONNECTING NEAR A SOLDERED JOINT

Soldering work should always be carried out before Twistloc fittings are installed. If this is not possible you must observe the following precautions.

- Don't allow flux to come into contact with Twistloc pipe or fittings. Do not use excessive amounts of Flux, as Flux runs can occur inside the pipe during soldering. Apply Flux to the copper pipe end only.
- Solder must not come into contact with Twistloc pipes and fittings.
- Twistloc pipe fittings can become excessively hot with soldering taking place nearby. To minimise the effects of this the copper pipe should be wrapped in damp cloth. This should minimise any likely heat transfer.
- Systems should be flushed with water to remove any internal Flux residues.
- If any plastic pipework or fittings have been damaged during the soldering process they should be replaced immediately.

CONNECTING TO OTHER BRANDS OF PIPE

Twistloc insist on rigorous testing to ensure that all of our pipes and fittings are manufactured within certain tolerances. As we are unable to guarantee those tolerances used by other manufactures, we are unable to recommend our fittings being used with any other plastic pipe or fittings.

CONNECTING TO CHROME PLATED OR STAINLESS STEEL PIPE

Due to the relative surface hardness of these materials, Twistloc fittings cannot be connected directly to chrome plated or stainless steel pipe.

CONNECTION TO BOILERS

Twistloc fittings and valves should never be connected directly to a boiler. Although most modern boilers have a high limit thermostat, residual heat can be conducted by the heat exchanger. Therefore Twistloc recommend a minimum of 1 metre from the boiler casing should be run in copper pipe unless otherwise stated in the boiler manufacturer's installation literature. A gravity primary circuit operating on an uncontrolled cooking range or solid fuel boiler should then be run entirely in copper and the heating circuit run in copper for the first meter.

All appliances should have safety devices to make sure they cannot operate above the working temperature and pressure range. If safety devices are not incorporated within the appliance then external controls will be needed. Water meters and other devices can contain check valves that prevent the expansion of heated water back down the main supply from a combi-boiler. If plastic pipe is to be used, a suitable expansion vessel must be fitted. This is especially important to consider if a water meter is fitted retrospectively. Twistloc do not recommend the use of plastic pipe on the main supply between a water meter and a combi-boiler if an expansion vessel is not fitted. Twistloc products should not be fitted to a sealed system, oil boiler, a back fired boiler or other uncontrolled heat source.

CONNECTING TO A MAINS WATER SUPPLY

A stop tap should be used when connecting to a mains water supply.

CONNECTING TO APPLIANCES

Twistloc manufacture a number of installations for connecting to appliances such as washing machines, dishwaters and even small bore water filters. Pipe clipping distances should always be adhered to when installing valves.

WHERE TO USE TWISTLOC

Twistloc has been designed for use in most domestic and commercial, hot and cold water applications. Installation work should be carried out using good plumbing practice as outlined in the installation guide.

WHERE NOT TO USE TWISTLOC

Twistloc should not be used in the following applications:

- Twistloc should not be installed in continuously operated re-circulating systems (secondary hot water circulation/ring main installations) for carrying gas, compressed air or fuel oil or for use in direct sunlight and ultra violet light. We recommend that if pipework and fittings are used externally that they are either covered or painted to avoid direct UV exposure.
- Areas contaminated with petroleum and oil derivatives.
- The conveyance of water with high concentration of chlorine. This can sometimes be found in swimming pools, hot tubs or decorative water features.
- In a solar heating system as a primary circuit. Temperatures cannot be thermostatically controlled.

CABLING THROUGH THE JOISTS

The introductions of plastic pipe and fittings allows pipe to be easily curved and cabled through drilled joists or I-beams. This offers the plumber the following benefits:

- Floorboards can be laid allowing the plumber to work from below before the ceiling is installed.
- Fewer chances of piercing the pipe when nailing floorboards into place.

DRILLING THROUGH THE JOISTS

- Drilled holes in joists should be large enough to allow for thermal movement of pipe
- Hole diameters should be no greater than 0.25 of the depth of the joist and should be drilled on the neutral axis.
- The minimum distance between a hole and notch in the same joist should not be less than 100mm.
- They should be no less than 3 dimeters (centre to centre) apart and should be located between 0.25 and 0.4 times the span from the support.
- For engineered joists, piping can be properly installed through holes in the web section without damaging flange members even when the preformed holes do not align on the plan. Please note that The Building Regulations Approved Document A gives exact instructions on the drilling of floor joists. Please refer to this document for full instructions.

CLIPPING DISTANCES

For surface mounted pipe

To allow for expansion you must allow for a minimum of 60mm of pipework, before fitting pipe clips. To reduce side-load or stress on the fittings, pipes should be adequately supported.

Pipe Diameter (mm)	Horizontal Runs (mtr)	Vertical
10mm	0.3	0.5
15mm	0.3	0.5
22mm	0.5	0.8
25mm	0.8	1.0

BEND RADIUS

For sharp bends, standard elbow fittings can be used. For slight bends it is possible to use the flexibility of the pipe to produce a bend which can be clipped into shape, or tighter still with a 15mm cold forming bend, subject to the following limits.

Pipe size	10/15/22/28mm
Min Radius with Clips	100/75/225/300mm
Min Radius with Cold Forming Bend	90mm

CONCEALED PIPEWORK

When installing the Twistloc system in concrete and masonry, the pipe should be run in conduit pipe with access boxes for the fittings so that all pipe can be removable for replacement and maintenance, complying with the requirements of the Water regulations.

PIPES THROUGH WALLS AND FLOORS

To protect Twistloc pipe and fittings, always sleeve in conduit when passing through walls and floors.

Do not use expanding foam in its initial wet state as the chemicals in the foam can cause a chemical reaction.

To reduce noise and to act as a fire stop, the annular gap between the pipe and the conduit should be filled with resilient material.

It is also suggested that pipework should be run in a conduit when laying it next to metalwork. This will protect the pipe from any sharp edges due to thermal movement.

BURYING PIPEWORK IN SCREED, CONCRETE FLOORS OR WALLS

The Water Bye-laws state that distribution pipework must be accessible to facilitate its removal after replacement. Pipework must therefore be placed in conduit before being buried. To prevent against frost we also recommend insulating the pipework.

TWISTLOC FOR USE IN TIMBER AND STEEL FRAMED BUILDINGS

Twistloc is ideal for use in these applications. It is important during the installation process to ensure that the structural integrity of the vapour layer or the property itself is not compromised. Pipework should be installed in the inside of any thermal insulation.

If the architect did not allow for a recess to allow this to happen, conduit must be used.

METAL TAPE

Where pipework is in or behind wall surfaces and would otherwise not be detected by a metal detector or similar equipment, a metallic tape should be applied to the pipework.

Do not attached tape directly to Twistloc pipe and fittings.

CONNECTING TO A STORAGE VESSEL

We offer a range of tank connectors for connections to cold water storage tanks in 15mm, 22mm and 28mm.

When installing do not use any jointing compound on the connector.

Hand tightening is all that is needed. Further mechanical tightening will damage the fitting.

CONNECTING TO BOILERS AND HEATERS

A minimum length of 1mtr of copper pipe must be installed before connecting to a Twistloc pipework system. All connections should be made in accordance with the requirements of BS5955 part 8.

To avoid serious overheating, trapped air must be purged from the heating system before the boiler is operated.

Always refer to the boiler manufactures' installation instructions.

TWISTLOC WITHIN INTERNAL DRYWALL SYSTEMS

One of the benefits of Twistloc is that it can easily be cabled within the wall structures during the construction process. This is best seen when using 10mm pipe and elbows as a feed to radiators. By incorporating this method the appearance of pipework on show in the home can be significantly reduced.

CONTINUOUSLY OPERATED RE-CIRCULATING SYSTEMS (SECONDARY HOT WATER CIRCULATION/RING MAIN INSTALLATIONS)

Plastic plumbing systems are not suitable for use on any continuously operated re-circulating systems (secondary hot water circulation/ring main systems). These installations differ greatly from traditional domestic installations and therefore Twistloc pipe and fittings may not be used.

FREEZING FOR MAINTENANCE/SYSTEM MODIFICATION

Twistloc pipe can be frozen for maintenance/repairs without damage to the system. When freezing equipment manufacturers' instructions should be followed. Always freeze at a reasonable distance from where pipe is to be cut.

PAINTING TWISTLOC PIPE AND FITTINGS

Twistloc can be painted with either a water based paint or an oil based paint with an undercoat. Cellulose based paints, paint strippers, thinners, flux, acid based descalents or aggressive cleaning products must not be used.

CORROSION INHIBITORS

We have tested Twistloc pipe and fittings with Fernox & Sentinel and have approved them for use with our fittings.

ANTIFREEZE

We only approve antifreezes which are based on Ethylene Glycol mixtures.

ELECTRICAL SAFETY

Please contact a registered electrical contractor or your local Electrical Authority with regards to bonding, continuity and electrical safety.

PRECAUTIONS

INSULATING PIPE

When installing pipe in an unheated area or outside, insulation is required in accordance with BS6700 and BS5422 to protect from frost damage. These requirements are the same as for copper pipe.

UV PROTECTION

Twistloc is suitable for use outdoors, however it should either be painted or covered with insulation to protect against exposure to UV rays.

PRESSURE TESTING

It is essential that a full system check takes place upon completion of an installation. Before carrying out any test you must ensure that all Twistloc pipe and fittings are installed correctly.

We suggest a test of 2bar for 10 minutes followed by 10bar for 10 minutes.

Any products that are not manufactured by Twistloc and are unable to withstand the test pressures should be disconnected during the test and capped off using the Twistloc end stop cap.

Pressure testing is NOT a substitute for making sure pipe and fittings are correctly installed. For details on how to make a good joint, please refer to the beginning of the installation guide.

ADVISORY SERVICE

For all technical enquiries please complete the contact form on our website www.twistloc.co.uk or call 01623 836814. Alternatively you can email sales@twistloc.co.uk.

MAXIMUM TORQUE FIGURES

The maximum torque values for Twistloc threads are as follows:

Thread	Size	Maximum Torque
Plastic	1/2"	3.5Nm
	3/4"	4Nm
	1"	5Nm

*1Nm=8.85lbf·in/1lbf·in=0.01kgf·m

CAUTION

- Do not insert fingers into Twistloc fittings as the stainless steel teeth may cause injury.
- If Pex or PB pipe is used, then a pipe support insert must be used.
- Twistloc fittings should not be used for gas, fuel, oil or compressed air applications
- Twistloc fittings should not be buried.
- All Twistloc fittings and related products should be selected, installed, used and maintained in accordance with these technical specifications.
- When cutting pipe ensure that the ends are cut square and are free from burrs.
- Ensure there are no scratches, gouges or any form of damage on the circumference of the pipe within 1" of the cut end. Damage in this area may cause leakage. Check the fitting for any signs of damage or foreign objects.
- Do not use damaged or scored pipe.
- Do not use a hacksaw to cut the pipe. Do not leave burrs on the pipe.
- Ensure that the pipe is pushed into the fitting fully and is engaged properly in accordance with Twistloc instructions.
- If the pipe is not fully inserted the connection cannot be properly sealed even if the fitting is coupled.
- You must push the pipe into the fitting and ensure that the pipe passes through the collets (gripper) and the O-ring inside the fitting.
- When a connection has to be disassembled and reused, ensure the pipe has no damage around the circumference of the pipe. Inspect the pipe support and fitting for any sign of damage and ensure they are free of foreign materials. The connection can then be reassembled.

PIPE INSERTS

When using plastic pipe the pipe manufacturer's insert must be used.

FITTINGS & VALVES PERFORMANCE

Application	Operating Temperature	Maximum Temperature	Maximum
Cold water	20°C	20°C	12 bar
Hot Water	65°C	95°C	6 bar
Central Heating	82°C	105°C	3 bar

For our Terms and Conditions please visit our website:

www.twistloc.co.uk

OUR STORY

Our company was launched in 2000 to exclusively promote DMfit® (fittings designed for drinks dispensing and water purification). Since then, our client list has continued to expand each year. Our infrastructure has also matched our ambitions. Fluidconnections newly renovated distribution centre includes 28,000 sq. ft of warehousing and modern office space. With continuing success, particularly of our popular Twistloc range, our mission is to remain at the forefront of plumbing and heating design technology for our clients throughout Europe.

THE FLUIDCONNECTIONS CO (UK) LTD

Stirling Road,

West Carr Industrial Estate

Retford

Nottinghamshire

DN22 7SN

Email: sales@twistloc.co.uk

Tel: +44 (0)1623 836814

Fax: +44 (0)1623 239224

Web: www.twistloc.co.uk

AVAILABLE FROM: